

# GyroWash

## COLOUR FASTNESS AND LAUNDERING TESTER

Available as 8 and 20 vessel instruments, the GyroWash is a colour fastness to laundering tester for textiles and leather, according to AATCC and ISO standards.

Featuring the most simple to use touchscreen user interface on the market.



## KEY BENEFITS

### TOUCHSCREEN USER INTERFACE

Temperature settings, rotational speed and an autostart function can all be controlled from the touchscreen.

### CHOICE OF CAPACITY

The GyroWash comes in both 8 and 20 vessel models, with a choice of 1200ml and 500ml vessels.

### INTERCHANGEABLE VESSELS

A push and rotate twist motion makes changing between 1200ml and 500ml vessels quick and easy.

### HIGH WASHING TEMPERATURE LIDS

For washing and cleansing procedures above 60°C to 95°C, an optional high washing temperature lids which contain the wash liquor without leakage for complete confidence in results.

### A RANGE OF STANDARDS


Both ISO and AATCC standards, and several retailer methods, can be tested on GyroWash.




# MARKET SECTORS / PRODUCT TYPES



TEXTILES



LEATHER



SPORTSWEAR

## STANDARDS



ISO		WOOLMARK
ISO 105-C06 ISO 105-E03 ISO 105-C08 ISO 105-E12 ISO 105-C09 ISO 105-X05	ISO 105-C10 ISO 105-C12 ISO 105-D01 ISO 4484-1	WOOLMARK TM 177 WOOLMARK TM 193 WOOLMARK TM 240 WOOLMARK TM 241 WOOLMARK TM 250 WOOLMARK TM 294 WOOLMARK TM 300
FTMS	M&S	NEXT
FTMS 191A - 5506 FTMS 191A - 5620 FTMS 191A - 5509 FTMS 191A - 5621 FTMS 191A - 5600 FTMS 191A - 5622 FTMS 191A - 5605 FTMS 191A - 5610 FTMS 191A - 5614	M&S C04A M&S C05 M&S C10A M&S C12A M&S C26 M&S C37 M&S C49A M&S P12A M&S P38B	NEXT TM 2 NEXT TM 2A NEXT TM 3 NEXT TM 3A NEXT TM 5
AATCC	BRAND / SAC / JIS	
AATCC TM 132 AATCC TM 151 AATCC TM 190 AATCC TM 61 AATCC TM 86	BRAND: DS-026 SAC: GBT/T 3921 GB/T 5711 GBT/T 12490 JIS: JIS L 0860 JIS L 0844	

---

## GYROWASH AT A GLANCE

---



### A LIFETIME OF LAUNDERING

GyroWash is designed for continuous use within wet testing environments. The high-grade stainless-steel design is built for durability, guaranteeing a long usage cycle.

The sealed, insulated bath and lid helps to keep energy consumption levels low. The cool touch lid ensuring easy and safe access to the inside of the instrument after carrying out a high temperature wash.



### GYROWASH 1615/20 & 1615/8

GyroWash Users have complete flexibility with both eight and twenty product variations available.

There is also the option of using either small or large vessel sizes, which are easily interchangeable to fulfil the required test standard criteria. To insert a vessel, place into the black aperture on the arbour and turn clockwise into the locking position to remove a vessel reverse these steps. When using multiple large vessels always load from right to left.



### TESTWISE FOR GYROWASH

Our fast intuitive TestWise operating system increases your laboratory's operational efficiency. Minimising user training and guaranteeing compliance with relevant standards.


Using the touch screen users can access different functions including automated start, test duration, temperature, date, time, sound, brightness and language. For more information see page 5.



### FILLING THE GYROWASH

The GyroWash can either be filled manually from a hosepipe, or by plumbing the system into the mains water supply and drainage.

Whether filled manually or using the mains supply, the GyroWash should be filled to the level indicator on the back of the bath wall. This is displayed in the centre of this image.



# GyroWash Touchscreen User Interface

The GyroWash is controlled by a user-friendly touchscreen operating system which has been developed alongside textile technologists in our working laboratory. This provides users with a fast, efficient and intuitive controller with a clear layout and logical navigation.

The different features are easy to access and quick to navigate to, which ensures the setup-of a test is very simple.

The familiar look of the touchscreen ensures users quickly become competent, reducing training and increasing efficiency. The screen is made from toughened cover glass which has been tested to replicate laboratory wear and test conditions.

Further details about specific functionality can be found below:



## Auto Start Screens



### Quick and easy to set a test

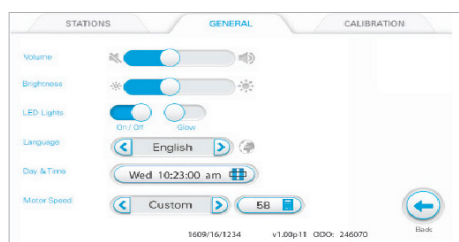
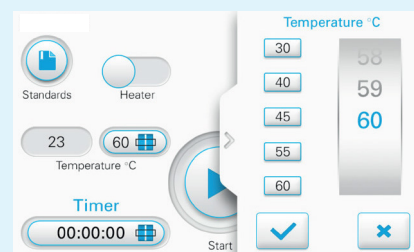
The controls are quick and very easy to use. Setting up any test is simple and quick.

Any user can pick up the process quickly as the screen is instinctive and intuitive, minimising training time.

### Easily Accessible Settings

Settings for brightness, volume, date and language can all be easily accessed from the top menu bar.

Within this screen the temperature can be set to show either centigrade or fahrenheit.



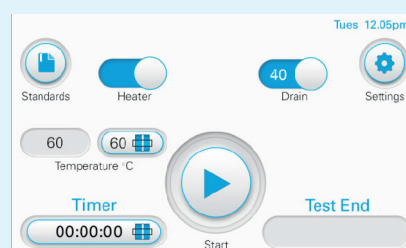
### Language

Changing the language is very easy to do, by selecting the Settings button on the Main screen to take you through to the General screen then locating the Language bar and toggling through until the required language is found.

To set the language the user will then be prompted by a legend on the top of the screen that a 'Power Cycle' is required – simply turn the machine off and on again.

### End of Test Visibility

The display shows the Test End time and a progress bar, encircling the stop/start button, which allows users to leave the instrument to work on other tasks and return on completion, a more efficient use of time.



---

## The Test Process

---

The process outlined below is an example of a generic test using the GyroWash 1615/ 20, make sure that when carrying out a test that you follow the relevant standards throughout the procedure.

### Test Preparations:

Fill the GyroWash 1615/20 to the fill mark (approximately 40 litres), note deionised water is not required.

### Heating the bath and setting the timer:

Place the test vessels in the GyroWash, twist in bayonet fitting clockwise. If you are using less than the maximum, place these at balanced intervals which ensures the least amount of wearing takes place on bearings (minimum number of vessels used should be four).

Use the JOG button to rotate the arbour holding the vessels (this can only be used when the lid is open).

Set the temperature by clicking the right-hand selector next to the temperature number identified by two blue vertical bars and a black horizontal box drawn over it this is found on the bottom left of the main screen.

A sub-screen with the temperature scroll button will now be displayed. Scroll through to the desired temperature, which will be highlighted in blue, and select tick button. Alternatively, you can select a pre-selected cycle by ticking the pre-select button.



### Setting the Timer:

This follows the same principle as setting the temperature, tap the scroll bar underneath 'timer' on the main screen.

Scroll to the desired time and either tick or set using the touch & hold on the pre-selector.

The heater can now be switched on by turning the heater toggle to the right, which will highlight in solid blue.

Once the desired temperature is reached a blue notification bar will be displayed at the top of the screen.

### Placing the sample and test liquor into the vessels

Once the GyroWash is at temperature the vessels can be removed from the arbour and lids taken off, test specimens & liquor added, lids replaced and the vessels re-loaded back into the Gyrowash.

Once all vessels are in the GyroWash close the lid and select 'start' on the central circular button. The instrument will now start and run for the specified time or cycle.

The Timer will show counting down and the progress bar will begin to move. The bottom right corner shows the time when your test ends.

### Test Complete

Once the test is complete the Timer will show 00:00:00 and 'Test End' will be displayed along with a ✓

Immediately remove the samples from the vessel for possible further treatment and/ or drying


## Machine Options

There are two different instrument size options available, either containing eight or twenty test vessels. The test vessels are sold separately to the GyroWash providing users with the option of fitting either large or small vessels within the instrument, or a combination of the two. This can be performed very easily requiring no additional parts or adaptors in order to lock these into position prior to testing.

The 1615/20 models require a three-phase electrical supply of which there are two possible options either:

380-420v 50/ 60 Hz (3 Phase neutral & earth) or 220-240V 50/60 Hz 3 phase and earth

Please ensure to check the site requirements and select the right model version. It is not possible to modify the test instrument if you select the wrong machine option.

MACHINE OPTIONS		
MODEL	STOCK CODE	PRODUCT
1615/8	901-977	GyroWash - Model 1615 - 8 positions (basic machine without test vessels) 220-240V 50/60 Hz Single Phase
1615/20	901-978	GyroWash - Model 1615 - 20 positions (basic machine without test vessels) 190-208V *3 Phase & Earth, 50/ 60 Hz
1615/20	901/979	GyroWash - Model 1615 - 20 positions (basic machine, without test vessels) 380-420V 50/60Hz **3 phase neutral & earth
		<p>*The 3-phase system is associated with the 110/ 120V single platform not be confused with 220V single phase system</p> <p>**The 3-Phase voltage system is associated with the 220/240V single phase system. Typically used in Africa, India and China.</p>

TEST VESSEL OPTIONS	
STOCK CODE	PRODUCT
718-902	Small (500 ml/ 1 vessel) Test Vessel/ Cannister (Type 1) c/w PTFE seal - each
718-903	Large (1200 ml) Test Vessel/ Cannister (Type 2) c/w PTFE seal - each
	<p>Notes on compatibility with previous GyroWash models:</p> <ul style="list-style-type: none"> <li>• Small vessel (718-902) is backward compatible</li> <li>• Older Small Vessels from model 815 are not upward compatible to model 1315</li> <li>• Large vessels (718-903) are not backward compatible</li> <li>• Older large vessels (718-901) are NOT upward compatible to model 1315</li> </ul>



## High Temperature Lid Kits

These lids are especially designed for testing at temperatures above 60°C note you only require one spanner and one lid release fixture as these can be used across multiple lids.

HIGH TEMPERATURE LID KITS	
STOCK CODE	PRODUCT
528-126	High temperature lid
528-128	Spanner for high temperature lid
528-124	Lid release fixture

SPARE PTFE TEST VESSEL SEALS AND CALIBRATION	
STOCK CODE	PRODUCT
718-512	PTFE Seals for Small Test Vessel/ Cannister - per set (8)
718-516	PTFE Seals for Large Test Vessel/ Cannister - per set (4)
202-415(1)	UKAS Certificate of Calibration for GyroWash Single Bath

ACCESSORIES - ISO	
STOCK CODE	PRODUCT
794-201	Fibre Shedding Kit according to ISO 4484-1
766-200	Grey Scale for assessing Change in Colour ISO 105 A02
766-201	Grey Scale for assessing Staining ISO 105 A03
718-164	Non-Corrodible Steel Balls (washing) - per pack (100)
718-163	Non-Corrodible Steel Discs (dry cleaning) - per pack (50)
702-480	Cotton Drill - ISO 105 D01 and AATCC 132 - per pack (1m) approximately 93 cm wide
718-168	PTFE Rods (ISO 11643) - pack (100)

## Test Materials and Accessories

TEST MATERIALS AND ACCESSORIES - ISO 105-D01:2010	
STOCK CODE	PRODUCT
702-500	Multifibre Adjacent Fabric DW - per roll (10m)
702-502	Multifibre Adjacent Fabric DW - per roll (50m)
702-503	Multifibre Adjacent Fabric DW - per roll (100m)
718-163	Non-Corrodible Steel Discs (dry cleaning) - pack (50)
702-480	Cotton Drill - ISO 105 D01 and AATCC 132 - per pack (1m) approx. 93 cm wide
702-481	Non-Dyeable Polypropylene Fabric - per pack (1m) approx 100 cm wide
766-200	Grey Scale for assessing change in colour ISO 105 A02
766-201	Gray Scale for assessing staining ISO 105 A03

## Accessories AATCC

ACCESSORIES	
STOCK CODE	PRODUCT
766-512	AATCC Gray Scale for Color Change
766-513	AATCC Gray Scale for Staining
718-164	Non-Corroding Steel Balls (washing) - pack (100)
718-163	Non-Corroding Steel Discs (dry cleaning) - pack (50)

## Test Materials - Marks and Spencer

TEST MATERIALS - MARKS AND SPENCER	
STOCK CODE	PRODUCT
702-515	Multifibre Adjacent Fabrics LW - per roll (10m)
702-516	Multifibre Adjacent Fabric LW - per roll (50m)

## Test Materials - ISO

TEST MATERIALS - ISO	
STOCK CODE	PRODUCT
702-500	Multifibre Adjacent Fabric DW - per roll (10m)
702-502	Multifibre Adjacent Fabric DW - per roll (50m)
702-503	Multifibre Adjacent Fabric DW - per roll (100m)
706-650	ECE Formulation Phosphate Reference Detergent (B) (Without Optical Brightener) - per tub (2kg)
706-651	ECE Formulation Phosphate Reference Detergent (B) (Without Optical Brightener) - per drum (15kg)
706-714	Anhydrous Sodium Carbonate - per pack (500 g)
706-653	ECE Formulation Non-Phosphate Reference Detergent (A) (Without Optical Brightener) - per drum (15kg)
706-735	TAED (Tetra-acetylene diamine) - per pack (250 g)
706-743	TAED (Tetra-acetylene diamine) - per pack (500 g)

## Test Materials - AATCC

TEST MATERIALS - AATCC	
STOCK CODE	PRODUCT
702-404	Multifiber Adjacent Fabric Style 1 - per pack (1m)
702-419	Multifiber Adjacent Fabric Style 1 - per box (500 pieces) 5 x 10cm (straight heat-sealed edges)
702-420	Multifiber Adjacent Fabric Style 10 - per pack (1m)
702-421	Multifiber Adjacent Fabric Style 10 - per box (500 pieces) 5 x 10cm (straight heat-sealed edges)
702-403	Multifiber Adjacent Fabric Style 10A - per pack (1m)
702-370	Multifiber Adjacent Fabric Style 10A - per box (500 pieces) 4 x 10cm (straight heat-sealed edges)
702-399	Multifiber Adjacent Fabric Style 10A - per box (500 pieces) 5 x 10cm (straight heat-sealed edges)
706-500	AATCC 1993 Non-Phosphate Reference Detergent - per tub (2kg) (With Optical Brightener)
706-501	AATCC 1993 Non-Phosphate Reference Detergent - per drum (15kg) (With Optical Brightener)
706-765	AATCC 1993 Non-Phosphate Reference Detergent - per drum (90kg) (With Optical Brightener)
706-502	AATCC 1993 Non-Phosphate Reference Detergent - per tub (2kg) (Without Optical Brightener)
706-503	AATCC 1993 Non-Phosphate Reference Detergent - per drum (90kg) (Without Optical Brightener)
1615-Spares	<p>2-year Spares Kit for 1615 GyroWash - Comprising: Comprising:</p> <ul style="list-style-type: none"> <li>356-416 Rotary Shaft Seal (4)</li> <li>356-410 O-Ring 89.5mm internal diameter (4)</li> <li>356-413 O-Ring (4)</li> <li>195-236 Temperature Sensor (1)</li> <li>195-237 Brass Compression Gland (1)</li> <li>195-240 Lock Nut (1)</li> <li>383-401 Timing Belt (1)</li>   <li>533-014 Vessel Bayonet Socket Assembly (1)</li> <li>195-348 480V Metal Oxide Radial Varistor (7)</li> </ul>

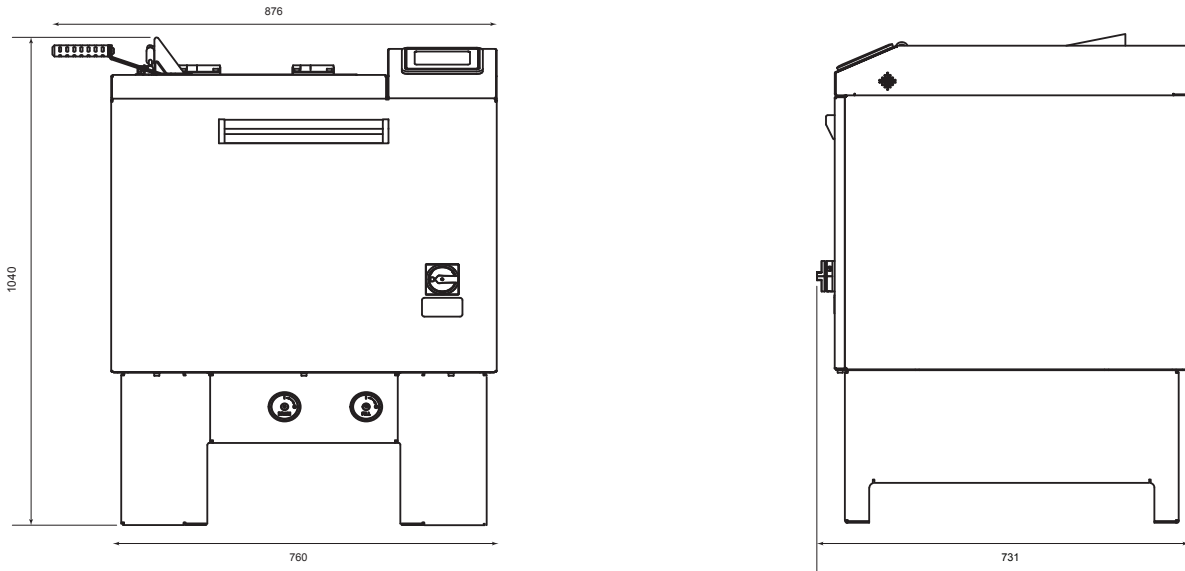
## Spare Parts

SPARE PRODUCT PARTS			
STOCK CODE	PRODUCT	STOCK CODE	PRODUCT
356-416	Rotary Shaft Seal	195-237	Brass Compression Gland
356-410	O-Ring 89.5mm internal diameter	195-240	Lock Nut
356-413	O-Ring	383-401	Timing Belt
133-111	Heating Element	533-014	Vessel Bayonet Socket Assembly
195-236	Temperature Sensor	195-348	480V Metal Oxide Radial Varistor

## DIMENSIONS & WEIGHT

	Height (mm)	Width (mm)	Depth (mm)	Approx Weight (kg)
GyroWash - 20 vessel	1040	1266	731	238
GyroWash - 8 vessel	1040	876	731	135

### 8 Vessel MODEL



### 20 Vessel MODEL

